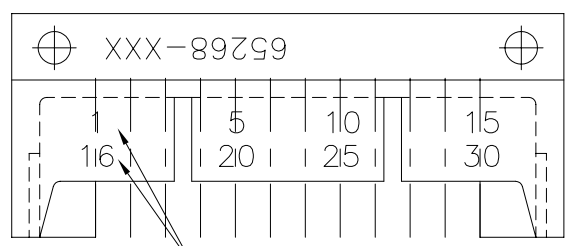


1 | 2 | 3 | 4 | 5 | 6

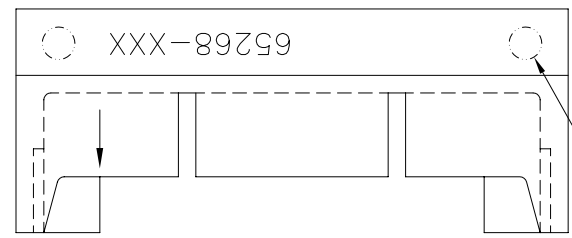
STYLE A



FIGURES TO BE DETERMINED BY MAX. NO. OF TERMINALS

STYLE A CONSISTS OF NUMBERING EVERY 5TH POSITION FOR TWO ROWS, CHARACTERS LOCATED APPROX. AS SHOWN.

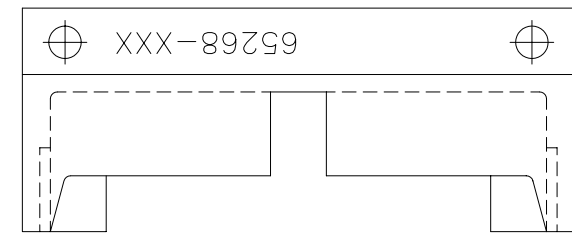
STYLE B



OF FIRST PIN

MOUNTING HOLES OMITTED BOTH SIDES IN STYLE B
MOLDED ARROW LOCATED APPROX. AS SHOWN.

STYLE M



NOTES:

- ① MOLDING MATERIAL: GLASS FILLED NYLON, TYPE 6/6
COLOR- BLACK, FLAME RETARDANT PER UL-94V-0 (SEE TABLE).
2. TERMINAL MATERIAL: .025±.0015 [0.64±0.04] SQ. 3/4 HARD PHOSPHOR BRONZE WITH GOLD OR 'GXT' PdNi AS SPECIFIED OVER .000050 [0.00127] NICKEL. OPTIONAL PLATING ON SWEDGED PIN TIPS.
- ③ .030 [0.76] MAX FLASH PERMISSIBLE AROUND TERMINAL THIS END.
- ④ .050 [1.27] MAX FLASH PERMISSIBLE AROUND TERMINAL THIS END.
- ⑤ SLOTS ARE FOR AID IN REMOVING CONNECTOR, IF DESIRED, BY PLACING HOOKED INSTRUMENTS IN SLOTS AND PULLING.
- ⑥ MOLDING MATERIAL: GLASS FILLED POLYESTER, COLOR: BLACK, FLAME RETARDANT PER UL-94V-0 (SEE TABULATION).
- ⑦ DETAILS OF THIS AREA OPTIONAL FOR MANUFACTURING.
- ⑧ 'GXT' PdNi PLATED PRODUCT HAS GOLD FLASH.
- ⑨ ADD "LF" SUFFIX AT THE END OF PART NUMBER FOR LEAD FREE OPTION.
- ⑩ THIS PRODUCT MEETS EUROPEAN UNION DIRECTIVES AND OTHER COUNTRY REGULATION AS DESCRIBED IN GS-22-008.

mat'l. code		surface ISO 1302 ✓		tolerance ISO 406 ISO 1101		projection INCH/MM		product family HEADER	
ltr	ecn	no	dr	date		tolerances unless otherwise specified		title	
AD						angles	linear	SHIELDED RIGHT ANGLE HEADER	
						0°±2'	.XX±.01/.3 .XXX±.005/.13 .XXX±.0020/.051	scale 2:1	
			dr	B. ROHRBAUGH	4/10/03			dwg no	
			enr	H. SUNDY	4/10/03			sheet 2 of 5	
			chr	H. SUNDY	4/10/03			size	
			appd	H. SUNDY	4/10/03			A3	
sheet index		revision sheet						type Product Customer Drawing	

FCI
 FCIconnect.com
 Copyright FCI

form: A3 | 1 | 2 | 3 | 4 | 5 | 6

PRODUCT NO.	NO. OF POS.	DIM A	DIM B	DIM C	DIM D	DIM E	DIM F	STYLE	PLATING	NOTES	POLARIZED POSITIONS
65268-001	2X36	3.980 [101.09]	3.500 [88.90]	.09 [2.3]	.16 [4.1]	3.82 [97.0]	.85 [21.6]	P	30μ" [0.76μ] AU	6	NONE
-002	2X30	3.380 [85.85]	2.900 [73.66]	↑	↑	3.22 [81.8]	.65 [16.5]	P	↑	↑	↑
-003	2X26	2.980 [75.69]	2.500 [63.50]	↑	↑	2.82 [71.6]	.55 [14.0]	P	↑	↑	↑
-004	2X20	2.380 [60.45]	1.900 [48.26]	↑	↑	2.22 [56.4]	N/A	M	↑	↑	↑
-005	2X16	1.980 [50.29]	1.500 [38.10]	↑	↑	1.82 [46.2]	.35 [8.9]	P	↑	↑	↑
-006	2X14	1.780 [45.21]	1.300 [33.02]	↑	↑	1.62 [41.2]	.25 [6.4]	P	↑	↑	↑
-007	2X12	1.580 [40.13]	1.100 [27.94]	↑	↑	1.42 [36.1]	.25 [6.4]	P	↑	↑	↑
-008	2X10	1.380 [35.05]	.900 [22.86]	↑	↑	1.22 [31.0]	N/A	M	↑	↑	↑
-009	2X13	1.680 [42.67]	1.200 [30.48]	↑	↑	1.52 [38.6]	N/A	↑	↑	↑	↑
-010	2X17	2.080 [52.83]	1.600 [40.64]	↓	↓	1.92 [48.8]	N/A	↓	↑	↑	↑
-011	2X25	2.880 [73.15]	2.400 [60.96]	.09 [2.3]	↓	2.72 [69.1]	N/A	M	↑	↑	↑
-012	2X36	3.980 [101.09]	3.500 [88.90]	.49 [12.5]	↓	3.82 [97.0]	.85 [21.6]	P	↑	↑	↑
-013	2X30	3.380 [85.85]	2.900 [73.66]	↑	↑	3.22 [81.8]	.65 [16.5]	↑	↑	↑	↑
-014	2X25	2.880 [73.15]	2.400 [60.96]	↑	↑	2.72 [69.1]	.55 [14.0]	↑	↑	↑	↑
-015	2X20	2.380 [60.45]	1.900 [48.26]	↑	↑	2.22 [56.4]	.45 [11.4]	↑	↑	↑	↑
-016	2X17	2.080 [52.83]	1.600 [40.64]	↑	↑	1.92 [48.8]	.35 [8.9]	↑	↑	↑	↑
-017	2X13	1.680 [42.67]	1.200 [30.48]	↓	↓	1.52 [38.6]	.25 [6.4]	↓	↑	↑	↑
-018	2X10	1.380 [35.05]	.900 [22.86]	.49 [12.5]	.16 [4.1]	1.22 [31.0]	.15 [3.8]	P	↑	6	↑
-019	2X20	2.180 [55.37]	1.900 [48.26]	.12 [3.1]	.06 [1.5]	2.02 [51.3]	.45 [11.4]	B	↑	1	↑
-020	2X20	2.180 [55.37]	1.900 [48.26]	.49 [12.5]	.06 [1.5]	2.02 [51.3]	.45 [11.4]	B	↑	1	↑
-021	2X20	2.380 [60.45]	1.900 [48.26]	.12 [3.1]	.16 [4.1]	2.22 [56.4]	N/A	A	↓	6	↓
65268-022	2X10	1.380 [35.05]	.900 [22.86]	.12 [3.1]	.16 [4.1]	1.22 [31.0]	N/A	A	30μ" [0.76μ] AU	6	NONE



Copyright FCI

mat'l. code		surface ISO 1302 ✓		tolerance ISO 406 ISO 1101		projection ⊕		product family HEADER			
ltr	ecn	no	dr	date		tolerances unless otherwise specified		INCH/MM		title SHIELDED RIGHT ANGLE HEADER	
AD						angles	linear	.XX±.01/.3			
						0°±2'		.XXX±.005/.13			
								.XXXX±.0020/.051		scale 2:1	
						dr	B. ROHRBAUGH	4/10/03		dwg no	
						enrg	H. SUNDY	4/10/03		sheet 3 of 5 size	
						chr	H. SUNDY	4/10/03		65268 A3	
						appd	H. SUNDY	4/10/03		type Product Customer Drawing	
sheet index	revision sheet										

PRODUCT NO.	NO. OF POS.	DIM A	DIM B	DIM C	DIM D	DIM E	DIM F	STYLE	PLATING	NOTES	POLARIZED POSITIONS
65268-023		UNASSIGNED									
-024	2X18	2.180 [55.37]	1.700 [43.18]	.09 [2.3]	.16 [4.1]	2.02 [51.4]	.35 [8.9]	P	30μ" [0.76μ] AU	6	NONE
-025	2X16	1.780 [45.21]	1.500 [38.10]	↑	.06 [1.5]	1.62 [41.1]	.45 [11.4]	B	50μ" [1.27μ] AU	1	↑
-026	2X20	2.180 [55.37]	1.900 [48.26]	↑	↑	2.02 [51.3]	.45 [11.4]	↑	↑	↑	↑
-027	2X24	2.580 [65.53]	2.300 [58.42]	↑	↑	2.42 [61.5]	.45 [11.4]	↑	↑	↑	↑
-028	2X12	1.380 [35.05]	1.100 [27.94]	↓	↓	1.22 [31.0]	.25 [6.4]	↓	↓	↓	↓
-029	2X15	1.680 [42.67]	1.400 [35.56]	.09 [2.3]	.06 [1.5]	1.52 [38.6]	.45 [11.4]	B	50μ" [1.27μ] AU	1	NONE
-030		UNASSIGNED									
-031		UNASSIGNED									
-032	2X8	.980 [24.85]	.700 [17.78]	.09 [2.3]	.06 [1.5]	.82 [20.8]	N/A	B	50μ" [1.27μ] AU	1	NONE
-033	2X30	3.380 [85.85]	2.900 [73.66]	.12 [3.1]	.16 [4.1]	3.22 [81.8]	.65 [16.5]	P	30μ" [0.76μ] AU	6	↑
-034	2X20	2.380 [60.45]	1.900 [48.26]	↑	↑	2.22 [56.4]	.45 [11.4]	↑	↑	↑	↑
-035	2X16	1.980 [50.29]	1.500 [38.10]	↑	↑	1.82 [46.2]	.35 [8.9]	↑	↑	↑	↑
-036	2X14	1.780 [45.21]	1.300 [33.02]	↓	↓	1.62 [41.1]	.25 [6.4]	↓	↓	↓	↓
-037	2X25	2.880 [73.15]	2.400 [60.96]	.12 [3.1]	↓	2.72 [69.1]	.55 [14.0]	↓	↓	↓	↓
-038	2X17	2.080 [52.83]	1.600 [40.64]	.15 [3.8]	↓	1.92 [48.8]	.35 [8.9]	↓	↓	↓	↓
-039	2X25	2.880 [73.15]	2.400 [60.96]	.15 [3.8]	↓	2.72 [69.1]	.55 [14.0]	↓	↓	↓	↓
-040	2X10	1.380 [35.05]	.900 [22.86]	.15 [3.8]	.16 [4.1]	1.22 [31.0]	.15 [3.8]	P	30μ" [0.76μ] AU	6	
-041	2X24	2.580 [65.53]	2.300 [58.42]	.12 [3.1]	.06 [1.5]	2.42 [61.5]	.35 [8.9]	B	50μ" [1.27μ] AU	1	
-042	2X36	3.980 [101.09]	3.500 [88.90]	.09 [2.3]	.16 [4.1]	3.82 [97.1]	N/A	M	30μ" [0.76μ] AU	6	
-043	2X30	3.380 [85.85]	2.900 [73.66]	.09 [2.3]	.16 [4.1]	3.22 [81.8]	N/A	M	30μ" [0.76μ] AU	6	↓
65268-044	2X26	2.980 [75.69]	2.500 [63.50]	.09 [2.3]	.16 [4.1]	2.82 [71.6]	N/A	M	30μ" [0.76μ] AU	6	NONE



Copyright FCI

mat'l. code		surface ISO 1302 ✓	tolerance ISO 406 ISO 1101	projection 	product family HEADER
ltr	ecn	no	dr	date	tolerances unless otherwise specified
AD					angles linear .XX±.01/.3
					0°±2' .xxx±.005/.13
					.xxxx±.0020/.051
					dr B. ROHRBAUGH 4/10/03
					enrg H. SUNDY 4/10/03
					chr H. SUNDY 4/10/03
					appd H. SUNDY 4/10/03
sheet index	revision sheet				

INCH/MM	scale 2:1	title SHIELDED RIGHT ANGLE HEADER
		dwg no 65268 sheet 4 of 5 size A3
		type Product Customer Drawing

PRODUCT NO.	NO. OF POS.	DIM A	DIM B	DIM C	DIM D	DIM E	DIM F	STYLE	PLATING	NOTES	POLARIZED POSITIONS
65268-045	2X16	1.980 [50.29]	1.500 [38.10]	.09 [2.3]	.16 [4.1]	1.82 [46.2]	N/A	M	30μ" [0.76μ] AU	6	NONE
-046	2X14	1.780 [45.21]	1.300 [33.02]	↑	↑	1.62 [41.1]	N/A	M	↑	↑	↑
-047	2X12	1.580 [40.13]	1.100 [27.94]			1.42 [36.1]	N/A	M			
-048	2X20	2.380 [60.45]	1.900 [48.26]		↓	2.22 [56.4]	.45 [11.4]	P	↓	↓	↓
-049	2X10	1.380 [35.05]	.900 [22.86]		.16 [4.1]	1.22 [31.0]	.15 [3.8]	P	30μ" [0.76μ] AU	6	NONE
-050	2X16	1.780 [45.21]	1.500 [38.10]	↓	.06 [1.5]	1.62 [41.1]	.45 [11.4]	B	50μ" [1.27μ] AU	1	B-2,6,10,14
-051	2X20	2.180 [55.37]	1.900 [48.26]	.09 [2.3]	.06 [1.5]	2.02 [51.3]	.45 [11.4]	B	50μ" [1.27μ] AU	1	A-17
-052	2X10	1.380 [35.05]	.900 [22.86]	.15 [3.8]	.16 [4.1]	1.22 [31.0]	N/A	M	30μ" [0.76μ] AU	6	NONE
-053	2X5	.880 [22.35]	.400 [10.16]	.09 [2.3]	↑	.72 [18.3]	N/A	↑	30μ" [0.76μ] AU	↑	↑
-054	2X7	1.080 [27.43]	.600 [15.24]	↑	↓	.92 [23.4]	N/A	↑	30μ" [0.76μ] AU	↑	↑
-055	2X18	2.180 [55.37]	1.700 [43.18]		.16 [4.1]	2.02 [51.3]	N/A	↓	15μ" [0.38μ] AU		
-056	2X5	.680 [17.27]	.400 [10.16]	↓	.06 [1.5]	.52 [13.2]	N/A	M	30μ" [0.76μ] AU	↓	
-057	2X13	1.680 [42.67]	1.200 [30.48]	.09 [2.3]	.16 [4.1]	1.52 [38.6]	N/A	M	50μ" [1.27μ] AU	6	↓
-058	2X13	1.680 [42.67]	1.200 [30.48]	.49 [12.5]	.16 [4.1]	1.52 [38.6]	.25 [6.4]	P	50μ" [1.27μ] GXT PdNi	6,8	NONE
65268-059	2X16	1.980 [50.29]	1.500 [38.10]	.09 [2.3]	.16 [4.1]	1.82 [46.2]	N/A	M	30μ" [0.76μ] AU	6	B-2,11



Copyright FCI

mat'l. code		surface ISO 1302 ✓		tolerance ISO 406 ISO 1101		projection ⊕		product family HEADER			
ltr	ecn	no	dr	date		tolerances unless otherwise specified		INCH/MM		title SHIELDED RIGHT ANGLE HEADER	
AD						angles	linear	.XX±.01/.3			
						0°±2'		.XXX±.005/.13			
								.XXXX±.0020/.051		scale 2:1	
						dr	B. ROHRBAUGH	4/10/03		dwg no	
						enr	H. SUNDY	4/10/03		sheet 5 of 5 size	
						chr	H. SUNDY	4/10/03		65268 A3	
						appd	H. SUNDY	4/10/03		type Product Customer Drawing	
sheet index	revision sheet										